


????????? ??????????????

Figure 1 illustrates the decomposition of the product $1,200 \times 2,400$ into two parts, each equal to $3,000$. The diagram shows two rows of rectangles. The top row consists of a large rectangle labeled $1,200 \times 2,400$ and three smaller rectangles labeled $3,000$. The bottom row consists of a large rectangle labeled $3,000$ and three smaller rectangles labeled $3,000$.



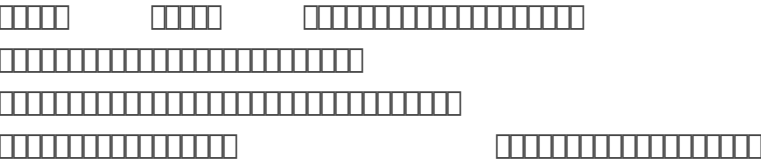
: 1,200 x 2,400 .

$$\square\square\square\square\square\square\square\square : 1,220 \times 2,440 \square\square .$$

 $1,200 \times 2,650 \approx$.

1,200 x 3,000 ☐ .

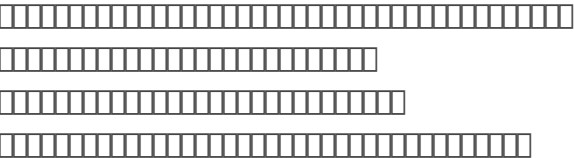
????????????




?????? ?????



????????????

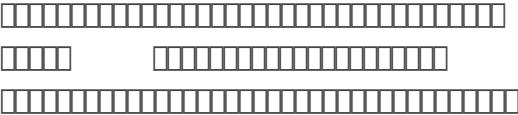


????????????????

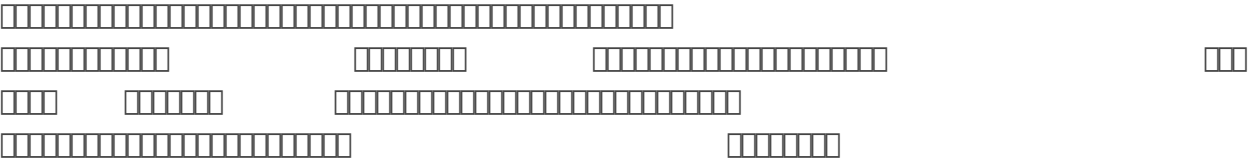




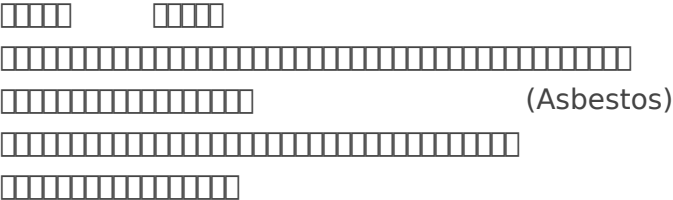
????????????



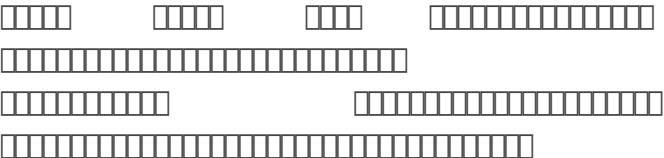
????????? ??????????????



????????????? ??????????????




????????????????????



????????????

????????????????

????????????????



???????????????? (??.)

$$\left[\begin{array}{c} \text{|||||} \\ \text{|||||} \end{array} \right] \pm 4.0$$



± 2.0

 8 - 12 . ± 1.0

16 - 20 ± 1.5

$$\begin{array}{|c|c|c|c|c|c|} \hline & & & & & \\ \hline \end{array} \quad 24 \begin{array}{|c|c|} \hline & \\ \hline \end{array} , \quad \pm 2.0.$$
[illegible]

-

BS 476
O (Virtually

-   
 22  1, 2  4


????????????

