

WI-AM-001

????????????????

??????? (PRE)

1.

(PO)

2.

(PO)

3. /

BC Account

4.

5.

- BC Account
-
-
- PO
- PR

6.

7.

7.1

(PR)

7.1.1

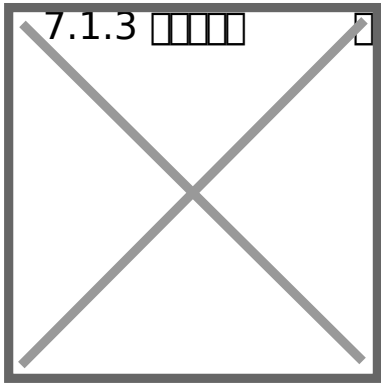
(PR)

[


(PR)

7.1.2

7.1.3



BC Account



7.1.4

(PR)

7.1.5 



 (PO) 




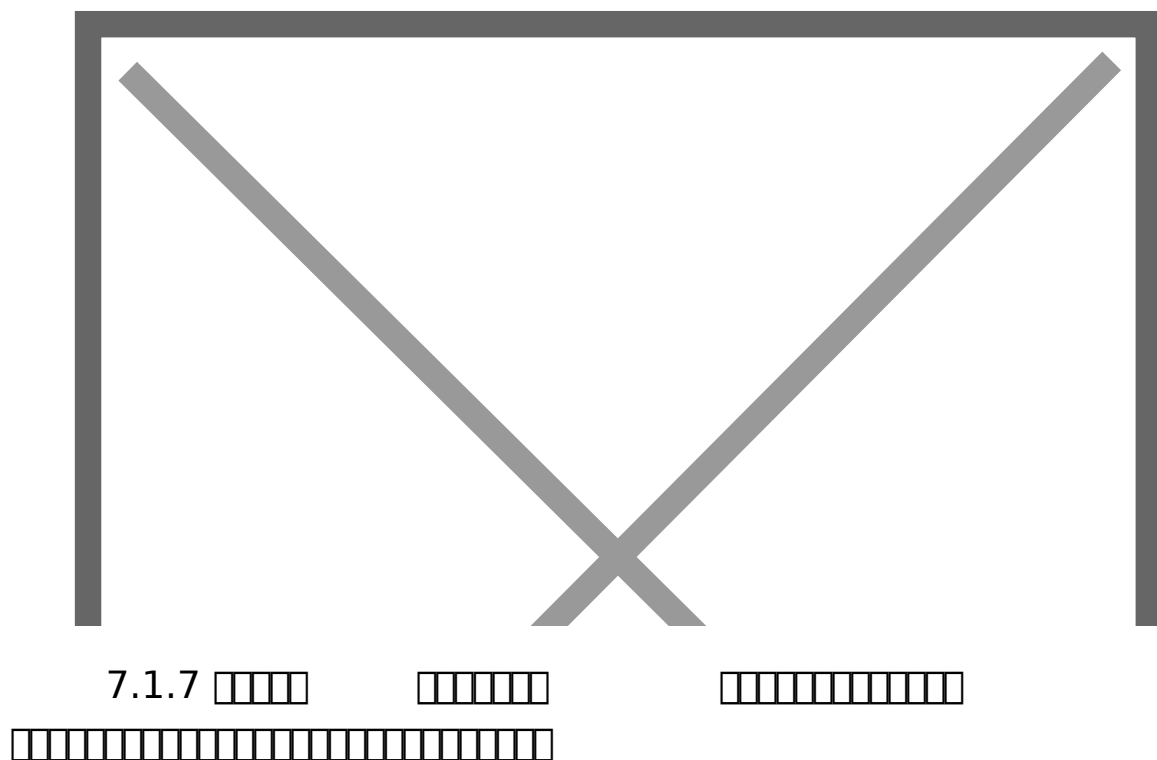





pr1.jpg

7.1.6 Copy 

 (PR)





7.1.8

(Run Number)

pr2.jpg

7.1.9 Copy

(PR)

7.1.10


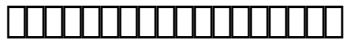
(PR)

7.1.11

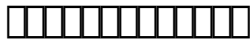


(PR)

7.1.12



7.1.13






7.2





(PO)

7.2.1





POE = 



7.2.3 | | | | | | | | | |--|--|--|--|--|--|--|--| | | | | | | | | | |--|--|--|--|--|--|--|--|

--	--	--	--	--	--

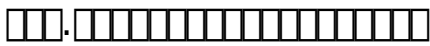
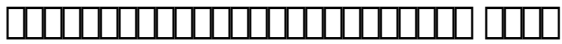

[illegible]

--	--	--	--	--	--	--	--	--

[illegible]




7.2.4



po1.jpg

7.2.5



po2.jpg

7.2.6



7.2.7



□□(PR)





7.2.8 □□ □□□□□□ □□□□□□ F5

□□□□□□□□□□□□□□□□ Copy


□□□□□□□□□□□□□□□□ (PR) □□□□□ OK

7.2.9 □□□ **SAVE**

(PO)



--	--	--	--	--	--	--

[illegible][illegible][illegible]



The diagram illustrates a 100-bit bus system. It features a horizontal row of 100 small rectangular nodes. Below this row, there are several horizontal bars of varying lengths, representing different segments of the bus. A label '(PO)' is positioned to the right of the main bus structure. The diagram is intended to show the relationship between the bus segments and the nodes.

??????

?????/?

BC Account

????????????


??????????

BC Account



PO


pr1.jpg


7.1.6 Copy   (PR)

7.1.7 

7.1.8   ( Run
Number )

7.1.9   Copy (PR)





[illegible]

7.1.11 (PR)

7.1.12  

7.1.13

7.2.9  SAVE

7.3 (PO)

7.3.1  NP MENU  

7.3.2    

.3.3 \rightarrow

Revision #4

Created 20 June 2023 09:48:41 by

Updated 9 August 2023 01:53:35 by OD