

????????????????????
 ?????????????????






















Diagram illustrating a DNA sequence with various regions of low complexity or repeats, represented by boxes. The sequence is shown across eight horizontal lines, with gaps indicating regions of low complexity or repeats.

- Line 1: 15 boxes
- Line 2: 25 boxes
- Line 3: 20 boxes, gap, 5 boxes
- Line 4: 25 boxes
- Line 5: 10 boxes, gap
- Line 6: 20 boxes, gap
- Line 7: 25 boxes
- Line 8: 25 boxes

<div></div>	<div></div> / <div></div>
<ul style="list-style-type: none"> <div></div> <div></div> <div></div> 	<div>1. <div></div> IT</div> <div><div></div></div> <div><div></div> <div></div></div> <div><div></div> (<div></div> IT</div> <div><div></div> Merchan)</div>

image.png

image.png

image.png

Revision #11
Created 25 July 2024 07:10:41 by [redacted]
Updated 10 August 2024 03:33:06 by [redacted]