

????????????????  
???????????????? FM

## Facility Management

- JOB DESCRIPTION

- JD-FM-001 [ ]

●  (WI)

- ☐ WI-FM-001    BMS                  Active Balancer
- ☐ WI-FM-002



# JOB DESCRIPTION



# JD-FM-001 ??????????????????

XXXXXXXXXX ( XXX )	XXXXXXXXXX XXXXXXXXXXXX XXXX	XXXXXXXXXX ( XXXXX )	Facility Management
XXXX	XXXX -XXXX	XXXX	XXXX -XXXX
XXXXXXXXXX XX	XX .XXXXXX	XXXXXXXXXX XX	G3

XXXXXXXXXXXXXXXXXXXX (Job Purpose)

XXXXXXXXXXXXXXXXXXXX	XXXXXXXXXX	XXXXXXXXXXXX
XXXXXXXXXXXXXXXXXXXXXXXXXXXX		

XXXXXXXXXXXX (Key Responsibilities)

XXXXXXXXXX / XXXXXXXXXX (Key Responsibilities and Activities)	XXXXXXXXXXXX XXXX (Key Objectives)	XXXXXXXXXXXX XXXXXX (Performance Indicators)
---	--	--



<p>             1. <b>Introduction</b>              This document provides a detailed overview of the project's objectives, scope, and the methodology employed for data collection and analysis. The primary goal is to assess the impact of the intervention on the target population.           </p> <p>             The study was conducted in a controlled environment, ensuring that external factors do not influence the results. Data was collected through a series of structured interviews and surveys, which were designed to capture the most relevant information.           </p> <p>             The findings of this study are expected to contribute significantly to the understanding of the phenomenon under investigation. The results will be used to inform policy decisions and to guide future research in this field.           </p> <p>             In conclusion, this report outlines the key components of the study, from the initial planning stages to the final data analysis. It is hoped that the information provided here will be useful to all stakeholders involved in the project.           </p>	<p>             2. <b>Methodology</b>              The research methodology adopted for this study is a combination of qualitative and quantitative approaches. This mixed-methods design allows for a more comprehensive understanding of the research problem.           </p> <p>             The qualitative component involves in-depth interviews with key informants, which provide rich, detailed insights into the participants' experiences and perspectives. These interviews are semi-structured, allowing for flexibility in the topics discussed.           </p> <p>             The quantitative component consists of the distribution and analysis of surveys. These surveys are designed to collect numerical data that can be statistically analyzed to identify trends and patterns. The use of both methods enhances the validity and reliability of the study's findings.           </p> <p>             Data analysis was performed using both content analysis for the qualitative data and statistical software for the quantitative data. This dual approach ensures that the data is thoroughly examined from multiple angles.           </p>	<p>             3. <b>Results</b>              The results of the study are presented in this section, organized into two main categories: qualitative findings and quantitative findings. Each category is further divided into sub-sections corresponding to the different data sources.           </p> <p>             The qualitative findings reveal several key themes that emerged from the interviews. These themes include the challenges faced by the participants, the perceived benefits of the intervention, and the factors that influence the outcomes. The data suggests that the intervention has a positive impact on the target population.           </p> <p>             The quantitative findings provide statistical evidence to support the qualitative observations. The analysis shows a significant increase in the measured variables, indicating a positive effect of the intervention. The results are consistent across different demographic groups, suggesting a broad impact.           </p>
<p>             4. <b>Conclusion</b>              The study concludes that the intervention has a positive and significant impact on the target population. The findings support the hypothesis that the intervention is effective in achieving its intended goals.           </p> <p>             The results have important implications for practice and policy. They suggest that similar interventions could be implemented in other contexts to achieve similar positive outcomes. Further research is needed to explore the long-term effects and to identify the most effective components of the intervention.           </p> <p>             In summary, this study provides valuable insights into the effectiveness of the intervention and offers practical recommendations for its implementation. The findings are a testament to the power of a well-designed and executed research project.           </p>	<p>             5. <b>References</b>              The following references are cited in this study to provide context and support for the findings. These sources represent a selection of the most relevant and authoritative works in the field.           </p> <p>             The references include both academic journals and books, as well as reports and other published materials. They cover a range of topics related to the study, from theoretical frameworks to empirical research.           </p>	<p>             6. <b>Appendix</b>              This section contains supplementary information that is not included in the main body of the report but is essential for a complete understanding of the study. It includes the interview schedule, the survey instrument, and the raw data used in the analysis.           </p> <p>             The appendix is organized into three parts, each corresponding to one of the supplementary materials. These materials are provided in full to ensure transparency and to allow for replication of the study.           </p>



XXXXXXXXXXXXXXXXXXXXXXXXXXXX

(Subordinate's Responsibilities)

XXXXXX (Position)	XXXXXXXXXXXX (Job Scope)

XXXXXXXXXXXX

(Financial Responsibilities/Authorization)

XXXXXX (Item)	XXXXXXXXXXXX (Amount/Authorized level)		
	XXXXXXXXXXXX (Own Decision)	XXXXXXXXXXXX (Consulted by Superior)	XXXXXXXXXXXX (Superior Approval)
XXXXXXXXXXXX XXXXXXXXXXXX XXXXXXXXXXXX X			/
XXXXXXXXXXXX XXXXXXXXXXXX XXXXXX			/

XXXXXXXXXXXXXXXXXXXXXXXXXXXX

(Working Relationship)

XXXXXX / XXXXXXXXXXXX X	XXXXXXXXXXXX X	XXXXXX
XXXXXXXXXXXX	- XXXXXXXXXXXX XXXXXXXXXXXX XXXXXXXXXXXX	XXXXXX
XXXXXXXXXXXX	XXXXXXXXXXXX XXXXXXXXXXXX	XXXXXX
XXXXXXXXXXXX XXXXXXXXXXXX	XXXXXXXXXXXX	XXXXXX

XXXXXXXXXXXXXXXXXXXX

(Job Specifications)

XXXXXXXXXX

(Education Background)

- XX .XXXXXXXXXXXXXXXXXXXX	XX XXXXXXXX
----------------------------	-------------

XXXXXXXXXXXX

/XXXXXXXXXXXX

/XXXXXX

(Certification/Licensing)

--

XXXXXXXXXXXXXXXXXXXX

(Professional Experiences)







???????????????? (WI)



WI-FM-001 BMS Active Balancer

image-1657176912690.png

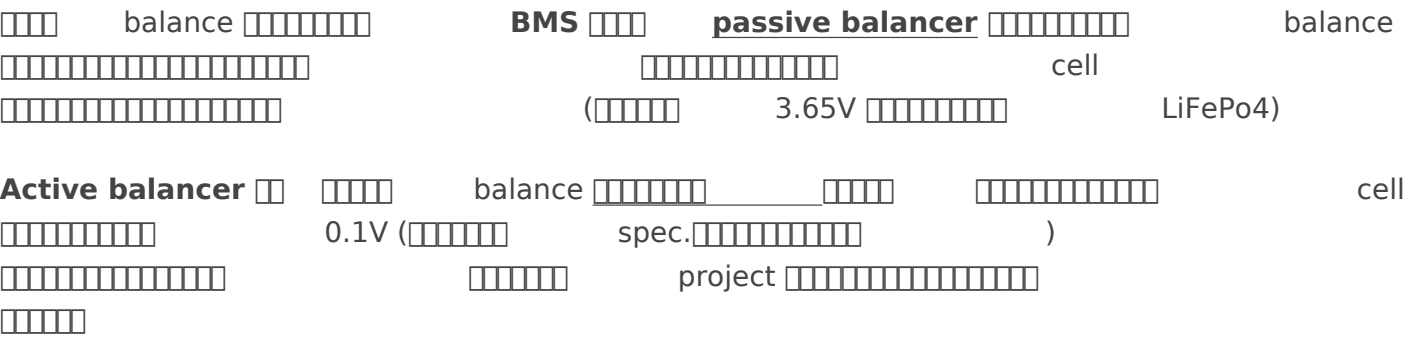



image-1657176947129.png



?????/???????

image-1657177440122.png

[ ??? BMS ?????????? ]

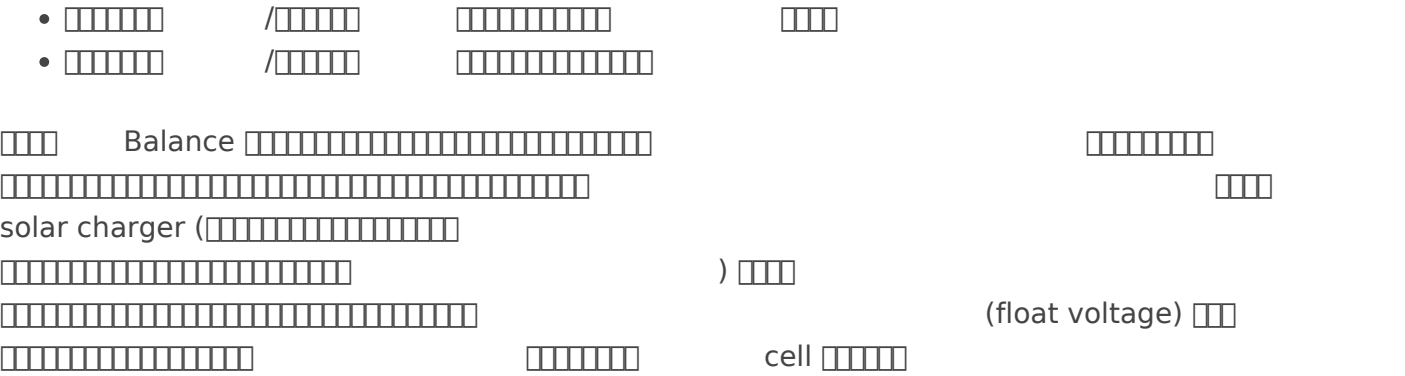


image-1657177822488.png

[ ??? BMS + Active Balancer ]



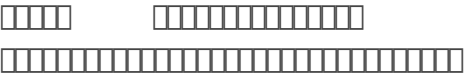





































































•  BMS  BMS  
   /  
   UPS  spec  BMS  
 (  BMS  10-20A  
 web)  cell  
 3.0V (x4  = 12V)   UPS  
 10V  BMS     
 BMS(  )  recover   
  BMS  
 cell  2.5V (  
  BMS   
 40-60A)

image-1657177160395.png

## [ ??? Active Balancer ?????????? ]

•  discharge  BMS  
 •   BMS  
  DOD   
 !  UPS  
  UPS  
  200W  
 17A (  backup  )  
  10V UPS  
  UPS   12V  
 13.5V  
 cell  3.375V  
 Active Balancer  balance  
 cell  0.1V   
   spec.  BMS /  
 Active Balancer 





(WI)

WI-FM-002

????????????????????

image.png

1. 



2. 

1.



QR-Cord

image.pngimage.png

2.



image.png

3.



image.png