









- Tiktok
- 

- Diagram illustrating the construction of a Huffman tree. The root node branches into two children. The left child branches into two children, and the right child branches into two children. The nodes are represented by rectangles, and the edges are labeled with '0' and '1'. The diagram shows the process of building the tree from the root down to the leaves.



-  \_\_\_\_\_ :  
 1.   
 2.  "  " > "  " > "  
 "  "  
 3. 

.png

□□□□□□.png

- 

1.  "  "
2.  "  "

.png

.png

- :  
 ○  :

:

1.  :
  2.  :
  3.  :  ( )
  4.  :
  5.  :  
 1
  6.  :
  7.  :
  8.  :
  9.  :
  10.  :
- "  "

- **Tiktok**

1.    1,  , 1  
 ,
2.
3.

