

????????????????

1. ???????????

3.1

3.5 Auditee ☐☐☐☐☐☐

XXXXXXXXXXXXXXXXXXXX

XXXXXXXXXXXXXXXXXXXXXXXXXXXXXXXXXXXX

3.5 XXXXXXXXXXXXXXXXXXXX

(Quality Management Representative: QMR)

XXXXXX

XXXXXXXXXXXXXXXXXXXX

XXXXXXXXXXXXXXXXXXXXXXXXXXXXXXXXXXXX

3.6 XXXXXXXXXXXXXXXXXXXX

(Corrective Action) XXXXXX

XX

XXXXXXXXXXXXXXXXXXXX

XX

XXXXXXXXXXXXXXXXXXXX

XX

XXXXXXXXXXXX

3.7 XXXXXXXXXXXXXXXXXXXX

(Preventive Action) XXXXXX

XXXXXXXXXXXXXXXXXXXXXXXXXXXXXXXXXXXX

XX

XXXXXXX

XX

XXXXXX

XXXXXXXXXXXXXXXXXXXX

XX

XXXXXXX

XXXXXXXXXXXXXXXXXXXX

3.8 XXXXXXXXXXXXXXXXXXXXXXXXXXXXXXXX

(Audit Report) XXXXXX

XX

XXXXXXXXXXXXXXXXXXXX

3.9 XXXXXXXXXXXXXXXXXXXXXXXXXXXXXXXX

(Corrective Action Request : CAR) XXXXXX

CAR XXXXXX

XX

□

XX

XXXXXXXXXXXXXXXXXXXX

3.10 XXXXXXXXXXXXXXXXXXXXXXXXXXXXXXXX

(Preventive Action Request : PAR)

XXXXXXX

XX

XXXXXXXXXXXXXXXXXXXXXXXXXXXX

XX

XXXXXXXXXXXXXXXXXXXX

4. ?????????????????????

QMR XXXXXXX

XXXXXXXXXXXXXXXXXXXXXXXXXXXX

Lead

Auditor/Auditor XXXXXXX

- XXXXXXXXXXXXXXXXXXXXXXX

4.1 XXXXXXX

4.2 XXXXXXX

OD XXXXXXX

- XXXXXXXXXXXXXXXXXXXXXXX

5. XXXXXXXXXXXXXXXXXXXXXXX




6. ???


6.1


QMR


Lead Auditor


6


6.2  Lead Auditor






 QMR


 Audit Team










 5 

6.3 

6.3.1 Open Meeting  Lead

Auditor 

- 
- 
- 
- 


Closing Meeting


6.3.2


```


graph LR
    A[6.3.2] --> B[Audit Checklist]
    B --> C[Evidence]
  
```


The diagram illustrates a process flow. It starts with a box labeled '6.3.2'. An arrow points from this box to a box labeled 'Audit Checklist'. From 'Audit Checklist', another arrow points to a box labeled 'Evidence'. The 'Evidence' box is further divided into two sub-sections, each containing a list of items represented by small squares.


1. Major 





2. Minor 





6.4

Observation : OB

1. Audit Objectives and Scope
 2. Audit Team
 3. Audit Plan
 4. Audit Findings
 5. Audit Report

Comment

Audit Team

- Audit checklist

Auditor

-

6.5

6.5.1. Lead Auditor Closing Meeting

1. Meeting Objectives

-
-
-

6.5.2. (Non-

conformity: NC) /

FM-OD-005

6.5.3

/ FM-OD-005

1.

2.

3.

6.5.4

1.

2. 7

3. 30

4. 30

5.

6. 3

7.

6.6

Lead Auditor

FM-OD-006

1.

/ FM-OD-005

6.6

1.

(Check list) FM-OD-004

2) / (CAR./PAR.) FM-OD-

005

3) (Internal Audit Report)FM-OD-006

1.

2.

3.

FM-OD-007

/

(CAR/PAR - LOG)

/

(PM-OD-002)

7.

- 7.1

Auditor List (FM-OD-001)
- 7.2

Audit Plan (FM-OD-002)
- 7.3

Audit schedule (FM-OD-003)
- 7.4

Audit Checklist (FM-OD-004)
- 7.5

CAR./PAR. (FM-OD-005)
- 7.6

Audit Report (FM-OD-006)
- 7.7

(FM-OD-007)
- 7.8

(CAR/PAR-LOG)