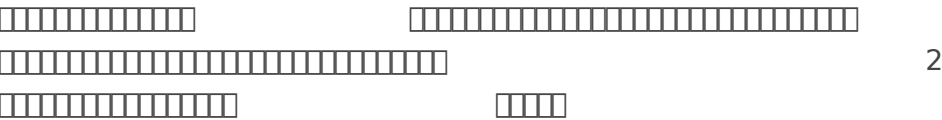


1.2) ?????????????????

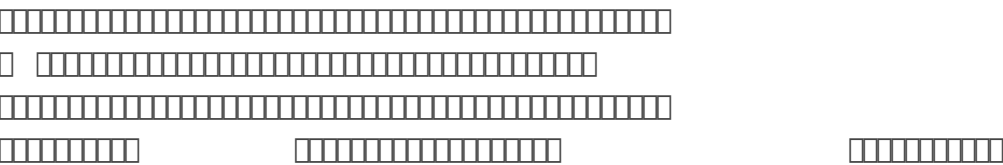


-
-

image-1659762363735.png



1.3) ?????????????????



-
-
-
-

Diagram illustrating a sequence of 10 horizontal bars, each representing a value. The bars are arranged in a descending staircase pattern from left to right. The first bar is the longest, followed by a shorter one, then a longer one, then a shorter one, then a longer one, then a shorter one, then a longer one, then a shorter one, then a longer one, and finally a shorter one. The bars are labeled with numbers 1 through 10.

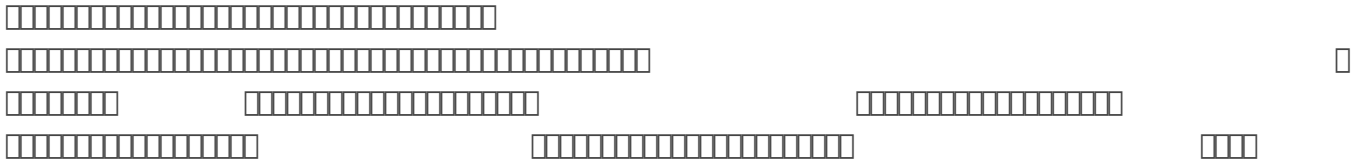
- 
-






- ## 2. ???????????

2.1) ?????????????????????

2.2) ?????????????????????

2.3) ?????????????????????



- 
- 
- 
- 
- 

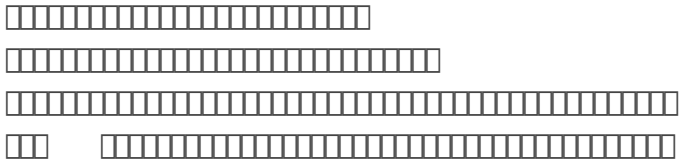
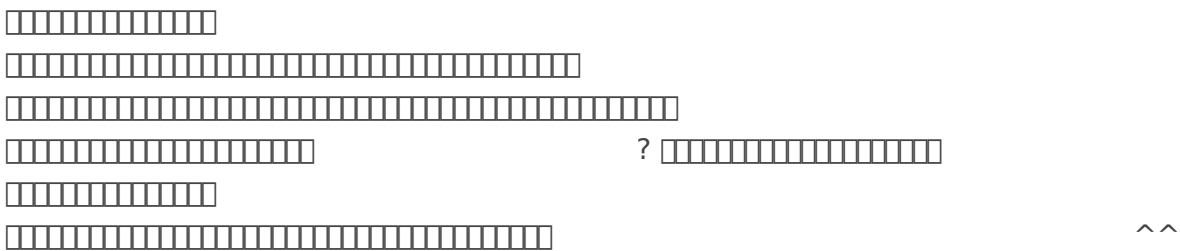
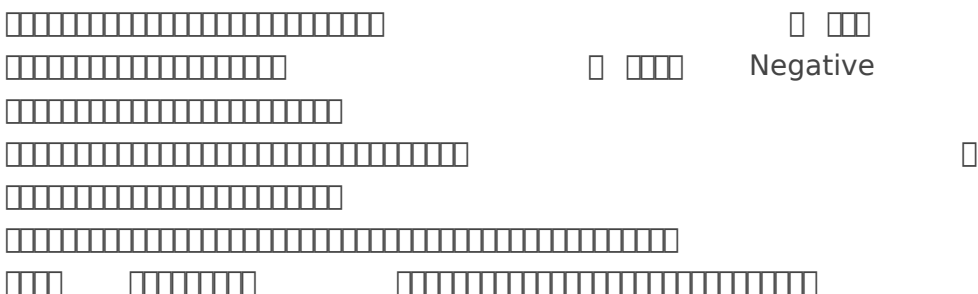


image-1659762317117.png



2.4) ?????????????????



Revision #1

Created 6 August 2022 04:57:17 by

Updated 6 August 2022 05:09:21 by [REDACTED]