

# WI-SA-010

????????????????????  
?

image.png

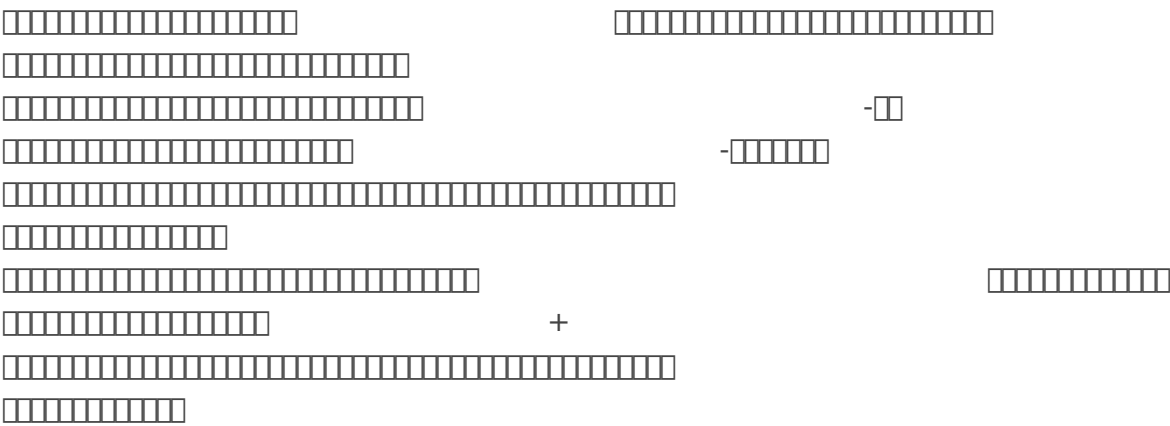
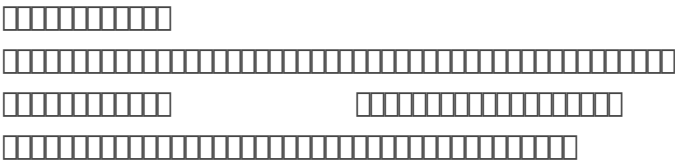
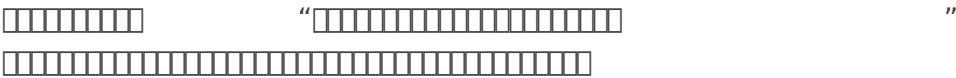


image.png

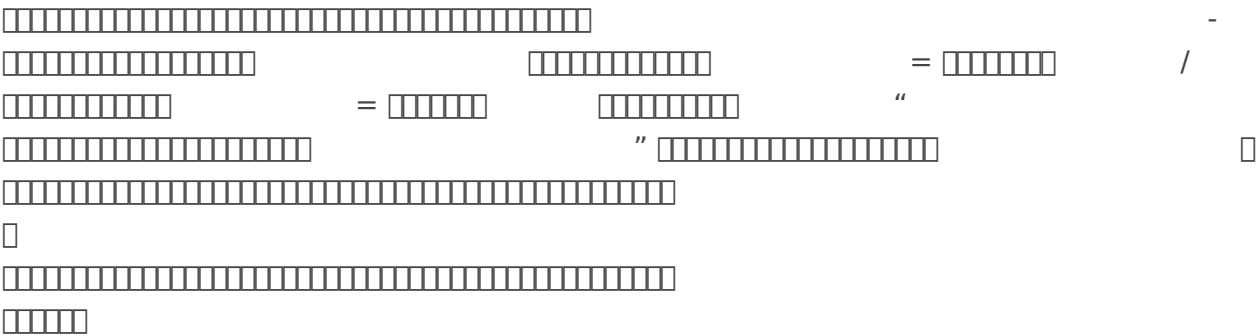
1. ?????????????????



2. ???????????



3. ?????????????????????????????-???????












- 
- Figure 1 illustrates the sequence of hand and forearm movements for a handlift task. The diagrams show a horizontal bar representing the body, with a vertical line indicating the hand position. The sequence starts with the hand at the feet and moves upwards in steps, ending with the hand at the head level. The diagrams are labeled with numbers 1 through 15.

- 
-  **(Handlift)**
- 

o [redacted]

[redacted]

(Handlift)

??

Link [redacted]

---

<https://vdo.pay9.co/videos/embed/1cea17ff-f520-4e3d-a769-321ed23081ed>

---

Revision #9

Created 29 July 2023 06:32:39 by [redacted]

Updated 7 April 2025 04:30:18 by [redacted]