

Stock9 Business Overview



- [Overview](#)
- [Business Model](#)
- [Software](#)
- [User Journey](#)
 - [Inbound](#)
 - [Outbound](#)
 - [Customer Check-in](#)
 - [Overview](#)
 -
 - (OTC)
- [ShipHero.com](#)

Overview

????????????????????????????

Stock9

image.png

???????????????????????????????? Staff ?????????????????

Order ??????????????????????

????????????????????????????????

1. Online Order (Online Shop) ?????????????????

??
2. ????????????????? / ?????????????????????

center ?????????

??

????????????????????????????????????

??

????????????????????????????
3. ?????????????????????????????

????????????????????????????????

?? Kiosk ??
4. ?????????????????????????

????????????????????????????
- ????????????
- Call
- My Pay9
- Order ???? Self service

Payment ??????????????

Order ?????????????????????????????????

????????????????????????????????????

????????????????????

????????????????????????????????????

??

????????

1. ?????????

????????????????????

???????????????? Prompt Pay ???? Credit Pay9 ???? Self service ???? Kiosk
2. ?????????????????????????

????????????????

????????????????

3. Login Staff-Login
 Intranet

4. Staff Login

5. Paybox Prompt Pay Paybox
 Pay9 Credit
 Prompt Pay

????????????????

1. (
)

2. Packing API

3.

 Zone

4.

????????????

????????????

1. Sale Office
2. Order Picking Area

???? Drive-Thru

1. Selective Rack Area

 Order Picking area Exit area
2. Bulk Area
 Stacking Pallet
3. Long Area



4. Crane Area



????????????????

image.png

??????????????? (?????????????)



3



4



1.

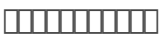


2.



3.

(Long Format)



4



6

4.

8x12 = 36



.



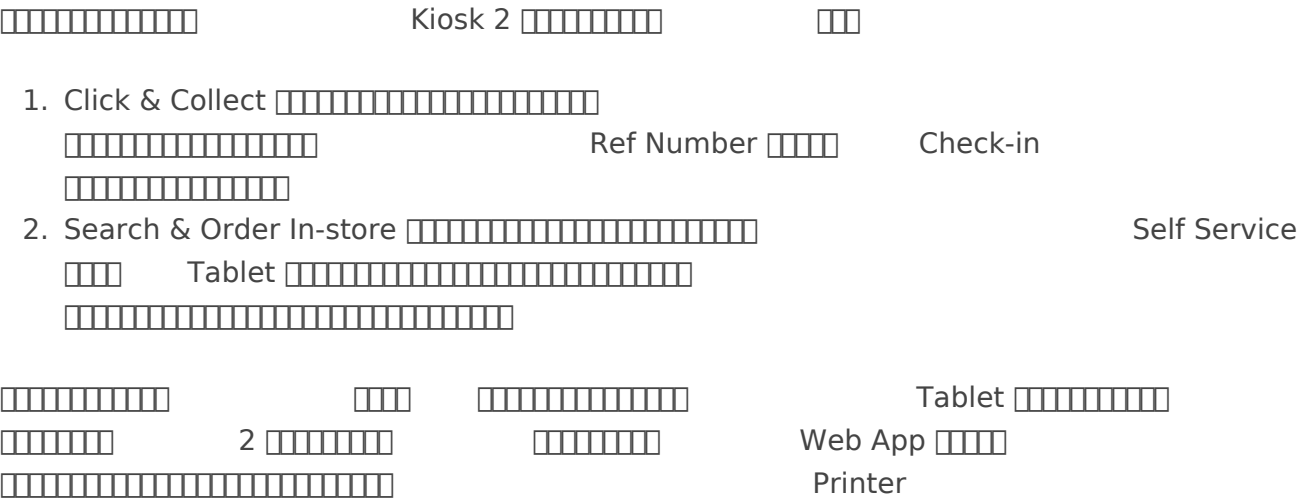
??????????????



??????????????



?????????? ???? ????? Screw fix



??

[illegible]Pay9/Merchant 

--	--	--	--

Merchant A

[illegible][illegible][illegible]B

--	--	--	--

A

--	--	--	--	--	--	--	--

11

[illegible]

11

[illegible][illegible][illegible][illegible][illegible]

B

--	--	--	--	--

[illegible]

)

[illegible]

--	--	--	--	--	--	--	--

[illegible]

--	--	--	--	--	--	--

Merchant B

[illegible]

"III"

|| ||

--	--	--	--

||

--	--	--

1

--	--	--	--	--	--	--	--	--

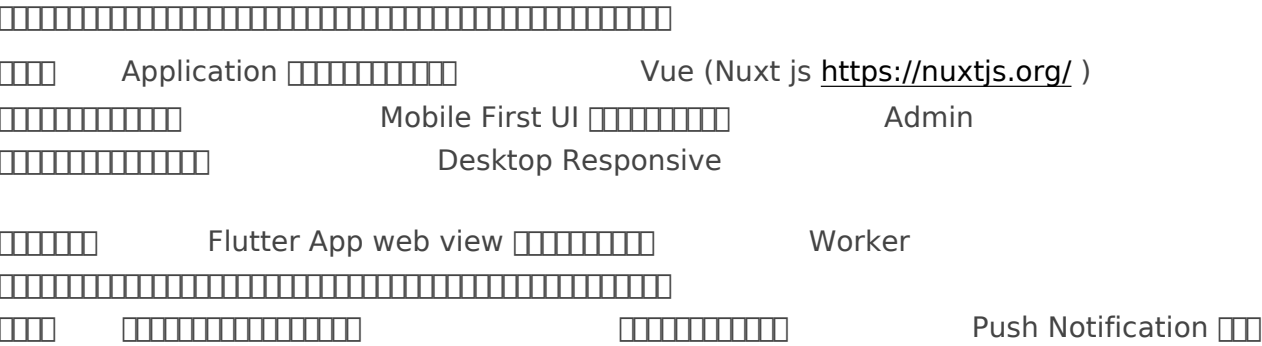
11

[illegible][illegible][illegible][illegible]


System Architecture

Software


???????????? Stock9 WMS



???????????? Inbound



???????????? Outbound



???????????? Picking

- 1. [] []
- 2. [] User
- 3. []

??????????

[] Admin
[] Noti [] Worker []
[] incentive []
[]

??????????

- []
- [] []
- []

[] ?

- 1. []
- 2. [] End cap
- 3. []
- 4. [] License Plate (LP)

????????


- []
- 1. []
- 2. []
- 3. []
- 4. []
- 5. []
[]

User Journey

The image shows two horizontal bars. The top bar is a single continuous line divided into 20 equal segments, representing 100%. The bottom bar is a single continuous line divided into 10 equal segments, representing 50%.

???????????????? (Order via Web Page)

Diagram illustrating the layout of a 1000-word document. The document is represented by 8 horizontal bars, each containing 125 small squares (words). The 5th bar contains the words "Order" and "Shipping" in the middle.

- 

???????????????? ERP (Purchase Order via API)

image.png

- Supplier

Pay9/ERP PO
- Supplier QR code

PO

"

"

?
- PO

PO
- Warehouse Admin QR code

" (GR)



???????????????????? (Good Receiving)

image.png

[illegible]

XXXXXXXXXXXXXXXX

QR Payment XXXX

Pay9 Credit XXXX

4. Worker XXXXXXXXXXXXXXXXXXXXXXXXXXXXXXXX

XXXXXXXXXXXXXXXXXXXXXXXXXXXXXXXXXXXX

XXXXXXXXXXXXXXXXXXXXXXXXXXXXXXXXXXXX

5. XXXXXXXXXXXXXXXXXXXX

Catalog Link

XXXXXXXXXXXXXXXXXXXXXXXXXXXXXXXXXXXX

XXXXXXXXXXXXXXXXXXXXXXXXXXXX

XXXXXXXXXXXXXXXXXXXXXXXXXXXXXXXXXXXX

XXX





????????????????

Pay9/Merchant

1. WMS
 Keyword
 2.
 3.
 4.
 5. (
 API)
 ()
 6.



 Pay9/Credit (
)
 7.
 /
 8. API


9. 





???????????????? Shop Catalog ???? Agent


image.png






















Drop-ship


1. 


 Pay9/Merchant




2. 













Agent


3. 











( Grab)


4. 










5. 





(Over The Counter:OTC) 


6. 


















7. 



API 

8. 




????????????????





Pick

image.png


1. 






2. 


3. 


4. 

5. 








6. 


(Pick Order)

Worker 


Worker  Location 

Loc 

Loc  





 / 



















 







Pack 
- 
- Pack
- image.png
1.   QR Code   Pack

2.  

3.  Packing Label 
4.  QR  Packing Label   /

5. 


6.  (Big Size) 
Packing Label  Item
 Packing




???????????????????? Good Issue (GI)

image.png



1. 


 QR Code

2. 

 Shipping Label
3.  Packing
Label  

4. 



Customer Check-in



Overview

????????????????????
????????????????????

Stock9

1. " " QR
2. My Pay9
3. 2 3 (KYC)
4. Place My Pay9 Market
5. () Stock9

????????????????

1. -
2. Market Place
- 3.



User Journey

????????????????

User Journey

?????????????????
????????????? OTC)

ShipHero.com

www.shiphero.com

WMS

MakerStore

Fulfillment

??????????

image.png

image.png

image.png

image.png

image.png

image.png