










????????????????????????????????  
"?????????"

The diagram consists of two main groups of horizontal bars, each represented by a black dot. The top group contains four bars with lengths of 30, 15, 30, and 5 units. The bottom group contains three bars with lengths of 25, 20, and 15 units. A single bar of length 15 units is positioned to the right of the top group.

1.  2  -  2   
  
  
  
 

Revision #3

Created 31 July 2024 06:43:05 by section

Updated 31 July 2024 07:10:38 by section